



Short Version



**BERNAT® SOFTEE CHUNKY  
ADULT'S STRIPED PULLOVER  
(TO KNIT)**

**SIZES**

**Bust measurement**

**Extra-Small/Small**

28-34 ins [71-86.5 cm]

**Medium**

36-38" [91.5-96.5"]

**Large**

40-42" [101.5-106.5"]

**Extra-Large**

44-46" [112-117"]

**2 Extra-Large/3 Extra-Large**

48-54" [122-137"]

**4 Extra-Large/5 Extra-Large**

56-62" [142-157.5"]

**Finished bust**

**Extra-Small/Small** 36 ins [91.5 cm]

**Medium** 40 " [101.5"]

**Large** 44" [112"]

**Extra-Large** 49" [124.5"]

**2/3 Extra-Large** 57" [144.5 "]

**4/5 Extra-Large** 65" [165"]

**MATERIALS**

**Bernat® Softee Chunky** (100 g/3.5 oz)

**SHORT VERSION**

**XS/S (M-L-XL-2/3XL-4/5XL)**

**Main Color (MC)** (Black)

**3 (4-4-5-6-6) balls**

**Contrast A** (Blue)

**2 (2-3-3-4-4) balls**

**LONG VERSION (not shown)**

**Main Color (MC)** (Black)

**4 (5-5-5-6-6) balls**

**Contrast A** (Blue)

**2 (3-3-4-5-5) balls**

Sizes 5.5 mm (U.S. 9) and 6 mm (U.S. 10) knitting needles **or size needed to obtain gauge.** Two st holders.

**GAUGE**

15 sts and 20 rows = 4 ins [10 cm] in stocking st with larger needles.

**ABBREVIATIONS**

**Alt** = Alternate.

**Beg** = Beginning.

**Cont** = Continue(ity).

**Dec** = Decrease.

**Inc** = Increase 1 stitch by knitting into front and back of next stitch.

**K** = Knit.

**K2tog** = Knit 2 stitches together.

**P** = Purl.

**Pat** = Pattern.

**P2tog** = Purl 2 stitches together.

**P2togtbl** = Purl 2 stitches together through back loops.

**Pss** = Pass slipped stitch over.

**Rep** = Repeat.

**Rem** = Remaining.

**RS** = Right side.

**Sl1** = Slip next stitch knitwise.

**St(s)** = Stitch(es).

**WS** = Wrong side.

**INSTRUCTIONS**

*The instructions are written for smallest size. If changes are necessary for larger sizes the instructions will be written thus (.). When only one number is given, it applies to all sizes. For ease in working, circle all numbers pertaining to your size.*

**Stripe Pat**

With MC, work 5 ins [12.5 cm] in stocking st, ending with a purl row.

With A, work 5 ins [12.5 cm] in stocking st, ending with a purl row.

These 10 ins [25.5 cm] form Stripe Pat.

**BACK**

\*\*With smaller needles and MC, cast on 67 (75-83-91-107-121) sts.

**1st row:** (RS). K1. \*P1. K1. Rep from \* to end of row.

**2nd row:** P1. \*K1. P1. Rep from \* to end of row.

Change to larger needles and proceed in Stripe Pat as follows:

**Next row:** (RS). Knit, inc 1 (0-0-1-0-1) st at center. 68 (75-83-92-107-122) sts.

**Short Version only:** Cont in Stripe Pat until work from beg measures 7 (7-8-8-9-9) ins [18 (18-20.5-20.5-23-23) cm], ending with a purl row.

**Long Version only:** Cont in Stripe Pat, dec 1 st each end of 2nd and following 6th row. 64 (71-79-88-103-118) sts.

Work 7 rows even.

Inc 1 st each end of next and following 14th row once. 68 (75-83-92-107-122) sts.

Cont even in Stripe Pat until work from beg measures 12 (**12-13-13-14-14**) ins [30.5 (**30.5-33-33-35.5-35.5**) cm], ending with a purl row.

**Both Versions: Shape armholes:** Cast off 4 (**5-6-7-9-14**) sts beg next 2 rows. 60 (**65-71-78-89-94**) sts.

**1st row:** K2. K2tog. Knit to last 4 sts. Sl1. K1. pssso. K2.

**2nd row:** P2. P2togtbl. Purl to last 4 sts. P2tog. P2.

Rep last 2 rows 1 (**2-2-3-4-4**) time(s) more. 52 (**53-59-62-69-74**) sts.

**Next row:** K2. K2tog. Knit to last 4 sts. Sl1. K1. pssso. K2.

**Next row:** Purl.

Rep last 2 rows 2 (**2-4-4-5-7**) times more. 46 (**47-49-52-57-58**) sts.\*\*

Cont even in Stripe Pat until armhole measures 8 (**8½-9-9½-10½-11**) ins [20.5 (**21.5-23-24-26.5-28**) cm], ending with a purl row.

**Shoulders:** Cast off 8 (**8-8-9-10-10**) sts beg next 2 rows. Leave rem 30 (**31-33-34-37-38**) sts on a spare needle.

## FRONT

Work from \*\* to \*\* as given for Back.

Cont even in Stripe Pat until armhole measures 4½ (**5-5½-5½-6½-6¾**) ins [11.5 (**12.5-14-14-16.5-17**) cm], ending with a purl row.

**Shape neck: Next row:** K16 (**16-16-17-18-18**) (neck edge). **Turn.** Leave rem sts on a spare needle.

**Next row:** P2. P2tog. Purl to end of row.

**Next row:** Knit to last 4 sts. Sl1. K1. pssso. K2.

Rep last 2 rows once more. 12 (**12-12-13-14-14**) sts.

**Next row:** Purl.

**Next row:** Knit to last 4 sts. Sl1. K1. pssso. K2.

Rep last 2 rows 3 times more. 8 (**8-8-9-10-10**) sts.

Cont even in Stripe Pat until armhole measures same length as Back, ending with a purl row.. Cast off.

With RS of work facing, slip next 14 (**15-17-18-21-22**) sts from spare needle onto a st holder. Join yarn to rem sts and knit to end of row.

**Next row:** Purl to last 4 sts. P2togtbl. P2.

**Next row:** K2. K2tog. Knit to end of row.

Rep last 2 rows once more. 12 (**12-12-13-14-14**) sts.

**Next row:** Purl.

**Next row:** K2. K2tog. Knit to end of row.

Rep last 2 rows 3 times more. 8 (**8-8-9-10-10**) sts.

Cont even in Stripe Pat until armhole measures same length as Back, ending with WS facing for next row. Cast off.

## SLEEVES (Short Version only)

**Sizes XS/S, M, L and XL only:** With larger needles and A, cast on 39 sts.

**1st row:** (RS). K1. \*P1. K1. Rep from \* to end of row.

**2nd row:** P1. \*K1. P1. Rep from \* to end of row.

Proceed in stocking st for 2 (**4-2-2**) rows, dec 1 st at center of first row. 38 sts. Break A.

Beg with MC, cont in Stripe Pat and inc 1 st each end of needle on next and following 12th (**8th-6th-6th**) rows to 48 (**48-52-50**) sts, then every following 14th (**10th-8th-8th**) row to 50 (**54-58-60**) sts.

Cont even in Stripe Pat until work from beg measures 17½ (**18-18½-18½**) ins [44.5 (**45.5-47-47**) cm], ending with a purl row.

**Sizes 2/3XL and 4/5XL only:** With larger needles and MC, cast on 39 sts.

**1st row:** (RS). K1. \*P1. K1. Rep from \* to end of row.

**2nd row:** P1. \*K1. P1. Rep from \* to end of row.

Proceed in Stripe Pat for 3 ins [7.5 cm], dec 1 st at center of first row and ending with a purl row. 38 sts. Break MC.

Beg with A, cont in Stripe Pat and inc 1 st each end of needle on next and following 4th row to (**52-70**) sts, then every following 6th rows to (**66-72**) sts.

Cont even until work from beg measures 17 ins [43 cm], ending with a purl row.

**\*\*\*All sizes: Shape top:** Cast off 3 (**3-4-5-6-8**) sts beg next 2 rows. 44 (**48-50-50-54-56**) sts.

**Next row:** K2. K2tog. Knit to last 4 sts. Sl1. K1. pssso. K2.

**Next row:** Purl.

Rep last 2 rows 9 (**9-10-12-14-15**) times more. 24 (**28-28-24-24-24**) sts.

**Next row:** K2. K2tog. Knit to last 4 sts. Sl1. K1. pssso. K2.

**Next row:** P2. P2togtbl. Purl to last 4 sts. P2tog. P2.

Rep last 2 rows 3 (**4-4-3-3-3**) times more. 8 sts. Cast off.\*\*\*

## SLEEVES (Long Version only)

**Sizes XS/S, M, L and XL only:** With larger needles and MC, cast on 39 sts.  
**1st row:** (RS). K1. \*P1. K1. Rep from \* to end of row.

**2nd row:** P1. \*K1. P1. Rep from \* to end of row.

Proceed in stocking st for 2 (4-2-2) rows, dec 1 st at center of first row. 38 sts. Break MC.

Beg with A, cont in Stripe Pat and inc 1 st each end of needle on next and following 12th (8th-6th-6th) row to 48 (48-52-50) sts, then every following 14th (10th-8th-8th) row to 50 (54-58-60) sts.

Cont even until work from beg measures 17½ (18-18½-18½) ins [44.5 (45.5-47-47) cm], ending with a purl row.

**Sizes 2/3XL and 4/5XL only:** With larger needles and A, cast on 39 sts.

**1st row:** (RS). K1. \*P1. K1. Rep from \* to end of row.

**2nd row:** P1. \*K1. P1. Rep from \* to end of row.

Proceed in stocking st for 3 ins [7.5 cm], dec 1 st at center of first row and ending with a purl row. 38 sts. Break A.

Beg with MC, cont in Stripe Pat and inc 1 st each end of needle on next and every following 4th row to (52-70) sts, then every following 6th row to (66-72) sts.

Cont even in Stripe Pat until work from beg measures 17 ins [43 cm], ending with a purl row.

**All sizes: Shape top:** Work from \*\*\* to \*\*\* as given for Sleeve (Short Version).

## FINISHING

Pin garment pieces to measurements. Cover with a damp cloth, leaving cloth to dry.

**Collar:** Sew right shoulder seam.

With RS of work facing, smaller needles and MC, pick up and knit 15 (15-15-17-17-18) sts down Left Front neck edge. K14 (15-17-18-21-22) from front st holder, inc 4 (3-3-4-3-3) sts evenly across. Pick up and knit 15 (15-15-17-17-18) sts up Right Front neck edge. K30 (31-33-34-37-38) from Back st holder, inc 4 (3-3-4-3-3) sts evenly across. 82 (82-86-94-98-102) sts.

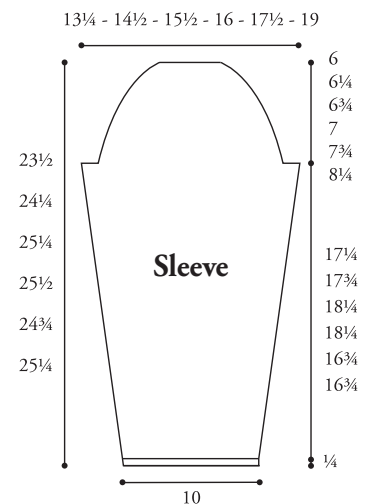
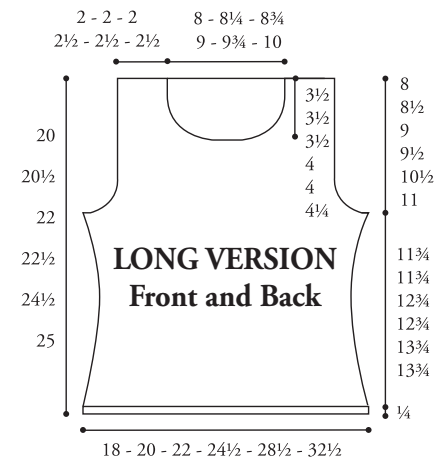
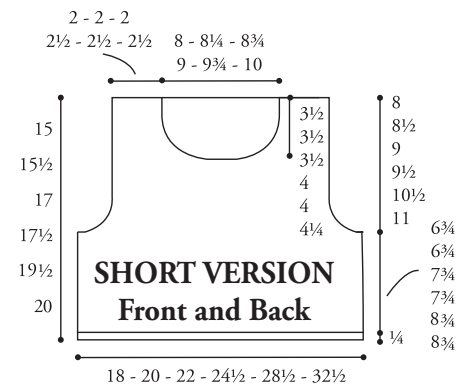
**1st row:** (WS). K2. \*P2. K2. Rep from \* to end of row.

**2nd row:** P2. \*K2. P2. Rep from \* to end of row.

Rep last 2 rows until Collar from pick up row measures 3 ins [7.5 cm]. Change to larger needles and rep last 2 rows until Collar from pick up row measures 9 ins [23 cm]. Cast off in ribbing.

## FINISHING

Sew left shoulder and Collar seam, reversing seam for Collar turnback. Sew in Sleeves. Sew side and sleeve seams.



## ABBREVIATIONS

[www.bernat.com/glossary](http://www.bernat.com/glossary)



P.O. Box 40, Listowel ON N4W 3H3  
"home style... life style... your style."